

2022-2023 North Dakota FCCLA District/State Competitive Events

The Creed Contest

The FCCLA Creed Contest is an individual event, recognizing students in grades 6-9, in their first year of membership in Family, Career and Community Leaders of America, for their ability to recite and interpret the FCCLA creed. Participants must be able to express themselves as they recite the creed and explain in their own words what the creed means to them.

EVENT CATEGORY:

Level 1: Students in grades 6-7; first time affiliated members

Level 2: Students in grades 8-9; first time affiliated members

Eligibility:

1. Chapters may submit one entry of this event at the district STAR Events competition. Only one entry from each district may advance to the state competition in April 2025.
2. Participation is open to any first-time nationally affiliated FCCLA chapter member currently enrolled in grades 6 through 9.
3. The participant must recite the FCCLA creed from memory.
4. Following the recitation of the FCCLA creed, each participant will recite from memory his/her interpretation of the creed and what it means to them. The interpretation must be the original work of the member competing.


Rules:

1. Each participant will arrive at the designated room 15 minutes prior to his or her designated participation time.
2. The participant will have 5 minutes to set up for the event. Other persons may NOT assist.
3. The oral presentation may be up to 10 minutes in length. A one-minute warning will be given at 9 minutes. The participant will be stopped at 10 minutes.
4. Following the presentation, evaluators will have 5 minutes to interview the participant.
5. Evaluators will use the rating sheet to score and write comments for each participant.
6. The total time required for this event is approximately 25 minutes.

General Information:

1. A table will be provided.
2. Participants may bring easels, one will NOT be provided.
3. Spectators may not observe any portion of this event.
4. Visuals and costumes may be used.

5. Audio and video recordings will NOT be allowed in this event.



The Creed Contest Specifications

Oral Delivery of the Creed:


<i>Word Perfect/Correct Order</i>	Orally deliver the FCCLA creed in the correct order and with the correct works.
<i>Pronunciation</i>	Clearly speak the creed and use the correct pronunciation of all words.
<i>Voice</i>	Speak clearly and slowly with appropriate pitch, tempo, and volume.

Interpretation of the Creed:

<i>Relationship to Creed</i>	Interpretation should relate to the overall creed, not to a specific aspect of it.
<i>Relationship to Member</i>	Interpretation must reflect the member's personality and beliefs.
<i>Meaning and Expression</i>	Meaning of interpretation must be the sincere and heartfelt views of the participant.
<i>Creativity</i>	Interpretation should be clever and must be participant's <u>original</u> work.
<i>Grammar</i>	Proper grammar must be used.

Presentation Elements:

<i>Verbal Clarity</i>	Speak clearly and slowly to ensure clarity when speaking.
<i>Eye Contact/Poise</i>	Make direct eye contact with each judge during presentation and maintain posture so participant will not divert attention from the interpretation.
<i>Response to Questions</i>	Restate question in participants answer. Answer should be concise and to the point as well as honest.
<i>Poise During Response</i>	Maintain correct and professional posture to ensure attention of judges.
<i>Enthusiasm in Responses</i>	Use the correct tone and temp when answering questions. Speak as if having a conversation.



The Creed Contest Rating Sheet

Name of Participant: _____

Chapter Name: _____

District #: _____

INSTRUCTIONS: Fill in the correct score bubble. Write the appropriate rating in the “Score” columns. Write comments on the back of this rating sheet. Comments should help participants identify their strengths and improvement areas. Record total points, verify and initial. Return to room consultant when finished.


Evaluation Criteria	Excellent	Very Good	Good	Fair	Improvement Area	Score
The Creed						
Word Perfect	(5)	(4)	(3)	(2)	(1)	
Correct Order	(5)	(4)	(3)	(2)	(1)	
The Interpretation						
Relationship to Creed	(9) (10)	(7) (8)	(6) (5)	(4) (3)	(2) (1)	
Relationship to Member	(9) (10)	(7) (8)	(6) (5)	(4) (3)	(2) (1)	
Meaning & Expression	(5)	(4)	(3)	(2)	(1)	
Creativity	(5)	(4)	(3)	(2)	(1)	
Grammar	(5)	(4)	(3)	(2)	(1)	
The Presentation						
Voice Clarity:						
Quality	(5)	(4)	(3)	(2)	(1)	
Pitch	(5)	(4)	(3)	(2)	(1)	
Force	(5)	(4)	(3)	(2)	(1)	
Articulation	(5)	(4)	(3)	(2)	(1)	
Eye Contact	(5)	(4)	(3)	(2)	(1)	
Poise	(5)	(4)	(3)	(2)	(1)	
The Visuals						
Creativity Enhanced Presentation	(5)	(4)	(3)	(2)	(1)	
Incorporated Visuals Into Presentation	(5)	(4)	(3)	(2)	(1)	
The Interview						
Responses to Questions	(5)	(4)	(3)	(2)	(1)	
Enthusiasm in Responses	(5)	(4)	(3)	(2)	(1)	
Creed Knowledge	(5)	(4)	(3)	(2)	(1)	

TOTAL: _____

Evaluator's Signature: _____

Total Score: _____

Room Consultant Verification of Total (please initial): _____



The Creed Contest Point Summary Sheet

Vital Information! PLEASE complete all sections accurately!!

Participant's Name: _____

Chapter Name: _____

District #: _____

Room Consultant:

Following the participant's presentation, the room consultant should place this form in front of the completed rating sheets for this participant and have the evaluators sign below beside their scores. Please check addition of each rating sheet and make sure that all scores matched—written numbers to actual marked score. Calculate average scores

Evaluator's Scores

Evaluator 1 _____ Initials _____

Room Consultant Initials _____

Evaluator 2 _____ Initials _____

Evaluator 3 _____ Initials _____

Total Score: _____

Divided by Number of Evaluators = Average Score: _____

Medal Earned (circle one):

Gold: 90-100

Silver: 70-89

Bronze: 1-69

Lead Consultant:

Please verify scores on the individual rating sheets, making sure they are the same in the columns and written on the rating sheet, as well as the calculated average on this sheet. Staple this sheet to the front of the rating sheets of the participant. Initial your verification of the scoring results.

Lead Consultant Initials _____